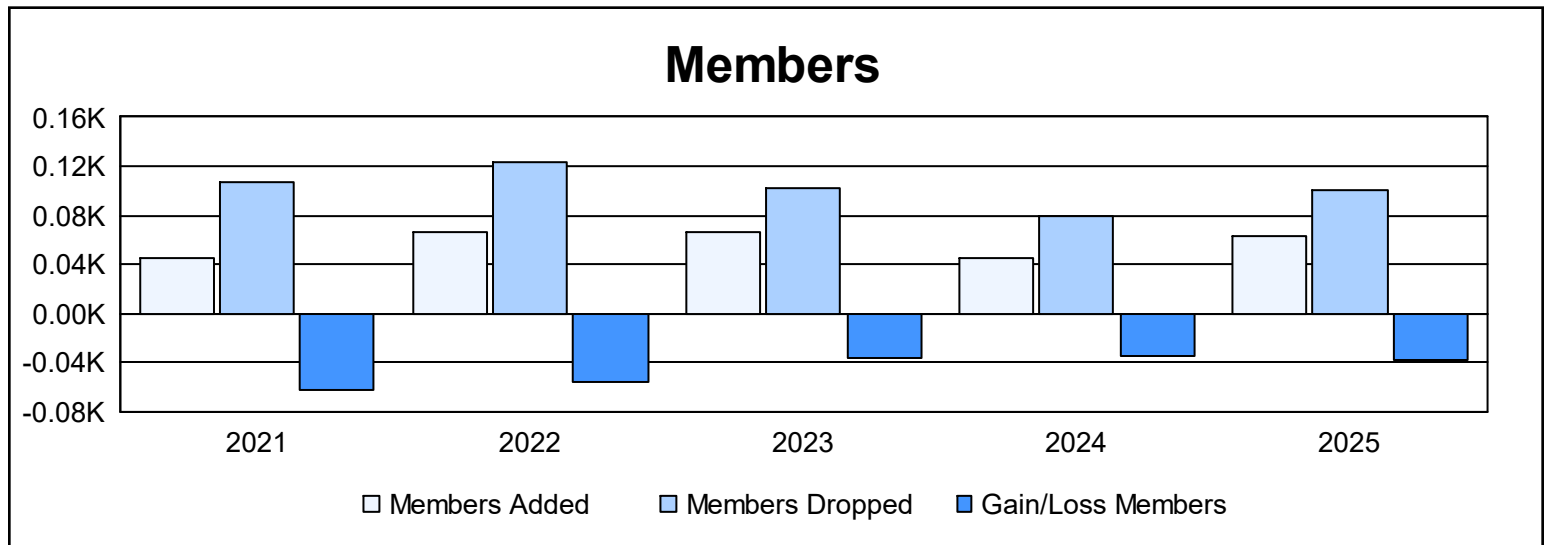
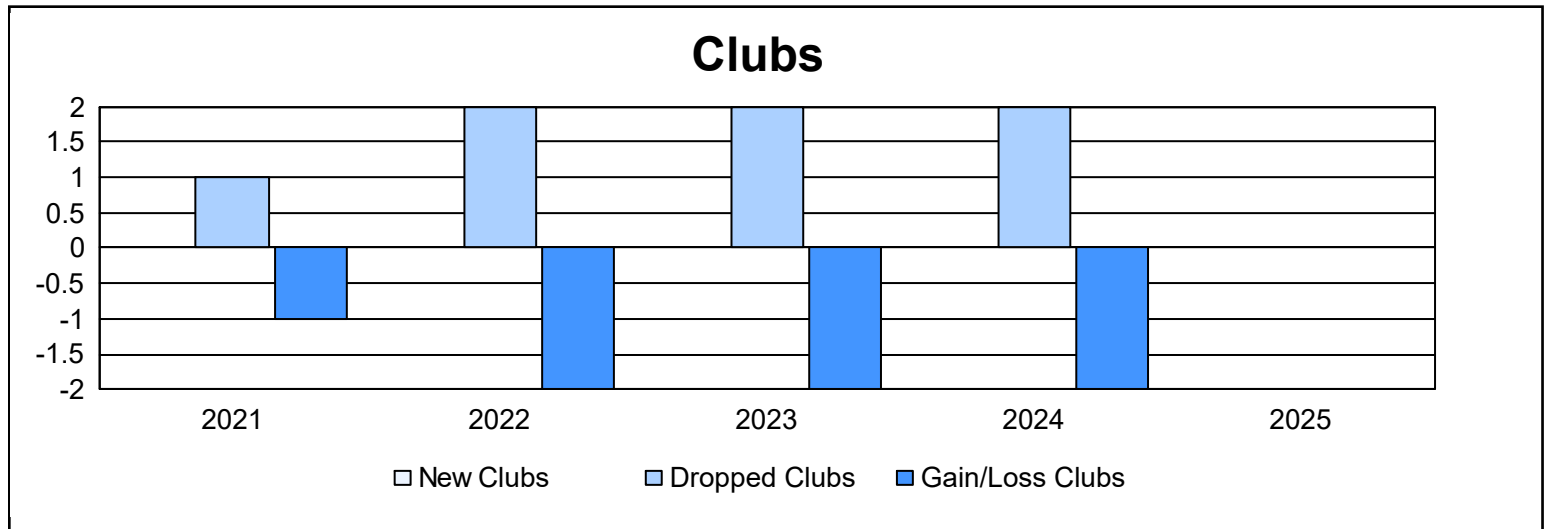
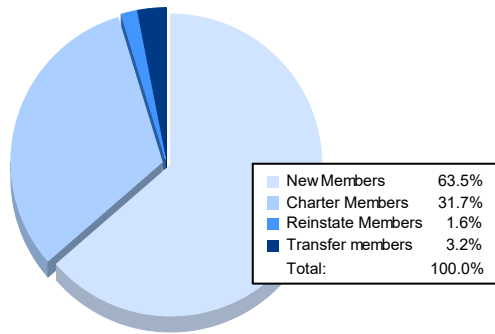


Year	New Clubs	Dropped Clubs	Gain/ Loss Clubs	New Members	Charter Members	Reinstate Members	Transfer Members	Total Member Added	Total Members Dropped	Gain/ Loss Members
2020-2021	0	1	-1	39	2	1	3	45	107	-62
2021-2022	0	2	-2	41	1	1	24	67	123	-56
2022-2023	0	2	-2	63	1	0	2	66	102	-36
2023-2024	0	2	-2	41	0	2	2	45	80	-35
2024-2025				40	20	1	2	63	101	-38
<b>Average</b>	<b>0</b>	<b>2</b>	<b>-2</b>	<b>45</b>	<b>5</b>	<b>1</b>	<b>7</b>	<b>57</b>	<b>103</b>	<b>-45</b>



### Membership Composition June 2025 Cumulative



### Gender Composition June 2025 Cumulative

